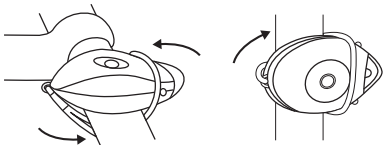


Attaching the light:



To securely fasten the light,
be sure to insert the band into the side hooks

Battery replacement:

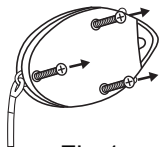


Fig.1

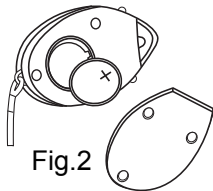


Fig.2

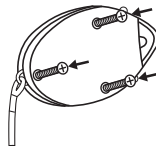


Fig.3

Fig 1: Open the cap by using "+" screw driver.

Fig 2: Insert a battery (or two) CR2032., "+" side on top.

Fig 3: Close the top cap by using "+" screw driver.